

2022

CARRIAGE

COLLECTION



C.H.I.  [®]
OVERHEAD DOORS

The Quality Garage Door.™

Enduring Style. Exceptional Quality.

For the perfect addition to your home's façade, explore the Carriage Collection from C.H.I. Overhead Doors.

The dimension and texture of carriage house doors can evoke an old-world aesthetic or elevate modern home design.

Available in wood, steel, fiberglass, or Accents Woodtones, overlay doors deliver curb appeal, thermal performance, and dependable operation.



Steel Overlay Carriage House shown in design 30 in white with optional stockton window designs, and plain glass.

Find Your Perfect Match

The classic appearance of carriage house doors available in a variety of materials and designs.



SHORELINE ACCENTS OVERLAY

These Accents Woodtones doors offer the classic appearance and texture of real wood overlays without the recurring maintenance.



OVERLAY CARRIAGE HOUSE

Featuring traditional designs and construction, these doors are available in steel, wood, and fiberglass.



FLUSH CARRIAGE HOUSE

Get the look of carriage house overlays on a completely flat, smooth surface.




Shoreline shown in design 30, walnut accents woodtones with optional madison window designs, and plain glass.

SHORELINE ACCENTS OVERLAY






Shoreline, shown in design 31, driftwood accents woodtones with optional arched stockton windows and tinted glass.



Shoreline, shown in design 34, walnut accents woodtones with optional arched madison window designs, plain glass, and spade hardware.

Model Chart

BEST	
Panel Style / Model Number³	5602
<i>Overlay Carriage House</i>	
Overlay Material	Textured wood grain molded polyurethane face boards
Section Construction	2.5in. Thick - 2-Sided Steel
Section Material	Heavy Duty / 27 ² Ga. Steel
Insulation Type	Polyurethane
	
 Thermal Rating	R-17.54 
Personalizing Options	
Accents Woodtones¹	•
Windows	•
Faux Windows	•
Glass	•
Warranty	Limited Warranty

¹ Refer to your local C.H.I. Dealer for exact woodtone match. ² Lower steel gauge [ga.] number indicates stronger steel. ³ Model number indicates design and window style.

Section Detail

Deep textured wood grain molded polyurethane face boards are laminated to the Accents woodgrain embossed steel sections that are designed using full color digital imaging to create the look of real wood.

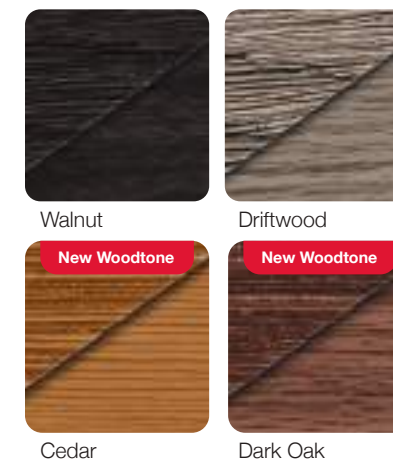


Picture above: Door design 11 shown in driftwood accents woodtones.

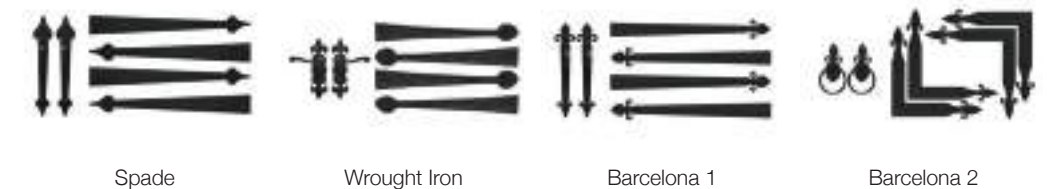
Picture left: Section detail design 34 shown in walnut accents woodtones.

Personalizing Options For all options see page 14.

ACCENTS WOODTONES¹



DECORATIVE HARDWARE - PERMANENT



SECTIONS
Limited Lifetime

OVERLAYS
3 Years

SPRINGS
3 Years

HARDWARE
6 Years

WWW

WANT TO SEE MORE?
Visit chiohd.com/shoreline



Steel Overlay Carriage shown in design 32, white with optional arched stockton window designs, glue chip glass, and spade hardware.

STEEL OVERLAY CARRIAGE HOUSE







Steel Overlay Carriage shown in design 34, sandstone with optional arched stockton window designs, plain glass, and wrought iron hardware.



Steel Overlay Carriage shown in design 11, almond with optional arched stockton window designs, plain glass, and wrought iron hardware.

Model Comparison Chart

	BETTER	BEST
Panel Style / Model Number³		
Overlay Carriage House	5300	5600
Overlay Material	XPS [Extruded Polystyrene] composite overlay face boards	
Section Construction	2.5in. Thick - 2-Sided Steel	
Section Material	Heavy Duty / 27 ² Ga. Steel	
Insulation Type	Polystyrene	Polyurethane
		
Thermal Rating	R-10.29	R-17.54
		
Personalizing Options		
Colors ¹	•	•
2-Tone Colors ²	•	•
Windows	•	•
Faux Windows	•	•
Glass	•	•
Exterior Hardware	•	•
Warranty	Limited Lifetime Warranty	

¹ Refer to your local C.H.I. Dealer for exact color match. ² Lower steel gauge [ga.] number indicates stronger steel. ³ Model number indicates design and window style. ⁴ Overlay boards are always white for a 2-tone design.




Section Detail

XPS composite overlay face boards are laminated to wood-grained steel sections using high performance adhesives, then factory finished in one or two-toned options.

Personalizing Options For all options see page 14.

COLORS¹



White



Almond



White / Almond



White / Sandstone



Sandstone



Bronze



White / Bronze

2-TONE COLORS¹

DECORATIVE HARDWARE - PERMANENT



Spade



Wrought Iron



Barcelona 1



Barcelona 2



SECTIONS
Limited Lifetime

OVERLAYS
3 Years

SPRINGS
3 Years

HARDWARE
6 Years



WANT TO SEE MORE?
Visit chiohd.com/overlay-carriage-house




Wood Overlay Carriage shown in design 32, cedar, field stained with optional madison window designs and seeded glass.

WOOD OVERLAY CARRIAGE HOUSE







Wood Overlay Carriage shown in design 32, cedar, field stained with optional madison window designs and plain glass.



Wood Overlay Carriage shown in design 31A, cedar, field stained with optional wrought iron handles.

Model Comparison Chart

	BETTER	BEST
Panel Style / Model Number³		
Overlay Carriage House	5400	5700
Overlay Material	Western Red Cedar or Fijian Mahogany	
Section Construction	2.5in. Thick - 2-Sided Steel	
Section Material	Heavy Duty / 27 ² Ga. Steel	
Insulation Type	Polystyrene	Polyurethane
		
Thermal Rating	R-10.78	R-18.03
		
Personalizing Options		
Wood ¹	•	•
Windows	•	•
Faux Windows	•	•
Glass	•	•
Exterior Hardware	•	•
Warranty	Limited Lifetime Warranty	

¹ Refer to your local C.H.I. Dealer for exact woodtype match. ² Lower steel gauge [ga.] number indicates stronger steel. ³ Model number indicates design and window style.



Pictured above: Door design 11A shown in cedar.
Picture left: Section detail design 34 shown in cedar.

Section Detail

Manufactured unfinished for field painting or staining, the wide tongue-and-groove, smooth wood overlay face boards are laminated to wood-grained steel sections with high performance adhesives.



Personalizing Options For all options see page 14.

WOOD¹



Cedar



Mahogany

DECORATIVE HARDWARE - PERMANENT



Spade



Wrought Iron



Barcelona 1



Barcelona 2

FIELD FINISHING



Unfinished wood doors must be finished prior to installation to maintain warranty coverage.



SECTIONS
Limited Lifetime

OVERLAYS
1 Year

SPRINGS
3 Years

HARDWARE
6 Years



WANT TO SEE MORE?
Visit chiohd.com/overlay-carriage-house



Fiberglass Overlay Carriage shown in design 30, white with optional 4 piece arched stockton window designs and tinted glass.

FIBERGLASS OVERLAY CARRIAGE HOUSE




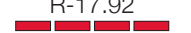


Fiberglass Overlay Carriage shown in design 34, white with optional stockton window designs, tinted glass, and wrought iron hardware.



Fiberglass Overlay Carriage shown in design 31, sandstone with optional arched stockton window designs and tinted glass.

Model Comparison Chart

	BETTER	BEST
Panel Style / Model Number³		
Overlay Carriage House	5500	5800
Overlay Material	Fiberglass beadboard with XPS [Extruded Polystyrene] composite overlay face boards	
Section Construction	2.5in. Thick - 2-Sided Steel	
Section Material	Heavy Duty / 27 ² Ga. Steel	
Insulation Type	Polystyrene	Polyurethane
		
Thermal Rating	R-10.67	R-17.92
		
Personalizing Options		
Colors ¹	•	•
Windows	•	•
Faux Windows	•	•
Glass	•	•
Exterior Hardware	•	•
Warranty	Limited Lifetime Warranty	

¹ Refer to your local C.H.I. Dealer for exact color match. ² Lower steel gauge [ga.] number indicates stronger steel. ³ Model number indicates design and window style.

Section Detail


Impact-resistant fiberglass beadboard and XPS composite overlay face boards are laminated to wood-grained steel sections with high performance adhesives, then factory finished.



Pictured above: Door design 34 shown in sandstone.
Picture left: Section detail design 35 shown in white.

Personalizing Options For all options see page14.

COLORS¹



White Almond Sandstone Bronze

DECORATIVE HARDWARE - PERMANENT



Spade Wrought Iron



Barcelona 1 Barcelona 2



SECTIONS
Limited Lifetime

OVERLAYS
3 Years

SPRINGS
3 Years

HARDWARE
6 Years



WANT TO SEE MORE?
Visit chiohd.com/overlay-carriage-house




Flush Carriage House, shown in design 36, mahogany accents woodtones with optional stockton inserts, plain glass, and spade hardware.

FLUSH CARRIAGE HOUSE




Flush Carriage House, shown in design 33, dark oak accents woodtones with optional madison inserts, tinted glass, and wrought iron hardware.



Flush Carriage House, shown in design Design 32, sandstone.

Model Chart

BEST	
Panel Style / Model Number³	5217
<i>Flush Carriage House</i>	
Face Design	Designs mimic overlay boards but are completely smooth
Section Construction	2in. thick flush sections - 2-sided steel
Section Material	Heavy Duty - 27 ² Ga. Steel
Insulation Type	Polyurethane
	
 Thermal Rating	R-17.54
Personalizing Options	
Colors¹	•
Accents Woodtones¹	•
Windows / Inserts	•
Glass	•
Designer Glass	•
Warranty	Limited 5-Year Warranty

¹ Refer to your local C.H.I. Dealer for exact woodtone match. ² Lower steel gauge [ga.] number indicates stronger steel. ³ Model number indicates face design.



Pictured above: Door design 34 shown in cedar accents woodtones.

Picture left: Section detail design 34 shown in cedar accents woodtones.


Section Detail

High-resolution digital scans are used to create a non-repeating grain pattern that reflects the true color and appeal of real wood on a completely smooth surface.



Personalizing Options For all options see page 14.

COLORS¹



White Almond Sandstone

ACCENTS WOODTONES¹



Mahogany Cedar Dark Oak

DECORATIVE HARDWARE - PERMANENT



Spade Wrought Iron Barcelona 1 Barcelona 2

DECORATIVE HARDWARE - MAGNETIC



Spade Ashford Clavos



SECTIONS **5 Years** SPRINGS **3 Years** HARDWARE **6 Years**

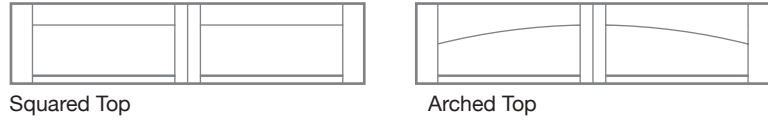


WANT TO SEE MORE?
Visit chiohd.com/flush-carriage-house


PERSONALIZING OPTIONS Not all options shown are available with every style.

We offer a variety of personalizing options to help your home stand out in your neighborhood. After choosing your door's style and color, add glass, window designs, or hardware to dramatically change the overall look of your door and add to your home's appeal.

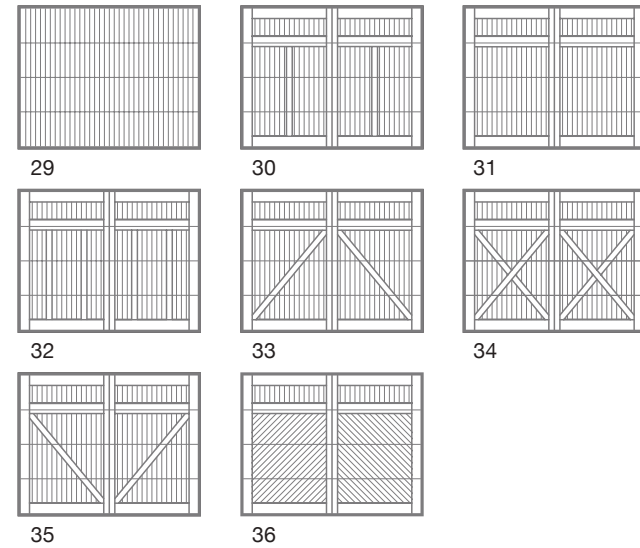
Shoreline, Overlay, and Flush Carriage House **TOP SECTION DESIGNS**




Shoreline and Overlay **DESIGNS**



Flush Carriage House **DESIGNS**




Overlay Steel, Fiberglass and Flush Carriage House **COLORS¹**



Overlay Steel **2-TONES²**




Overlay Wood **WOOD¹**




Flush Carriage House **ACCENTS WOODTONES¹**




Shoreline **ACCENTS WOODTONES¹**



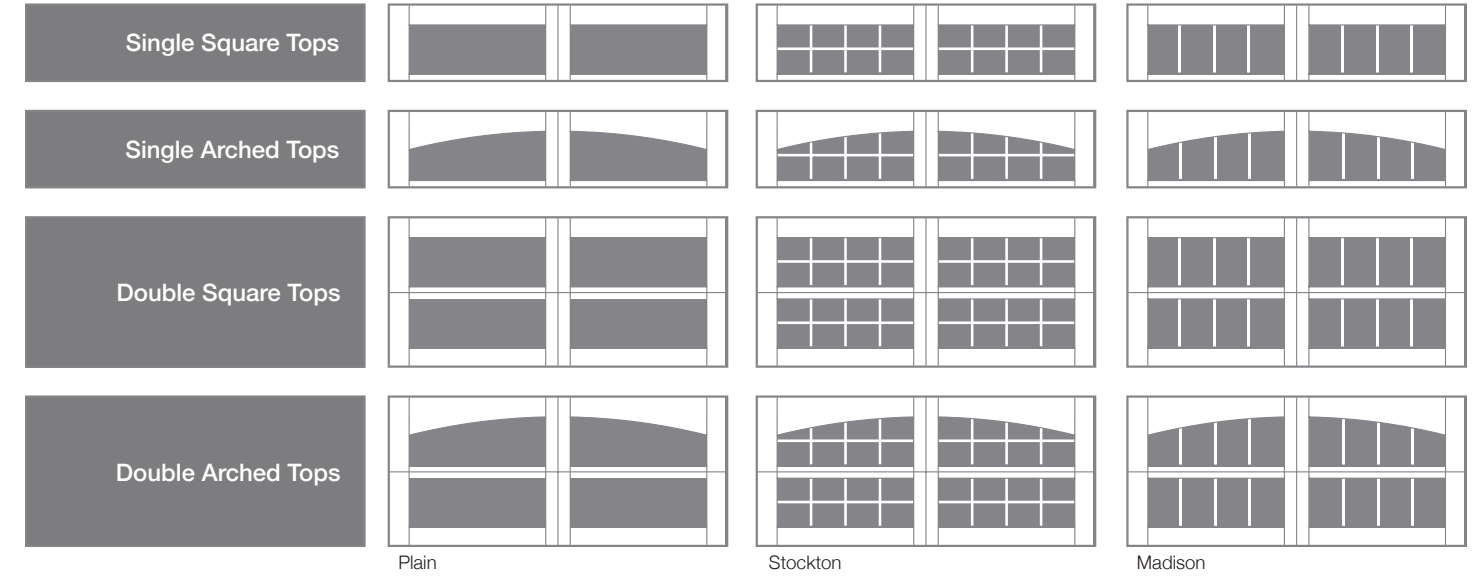
Shoreline, Overlay, and Flush Carriage House **GLASS**



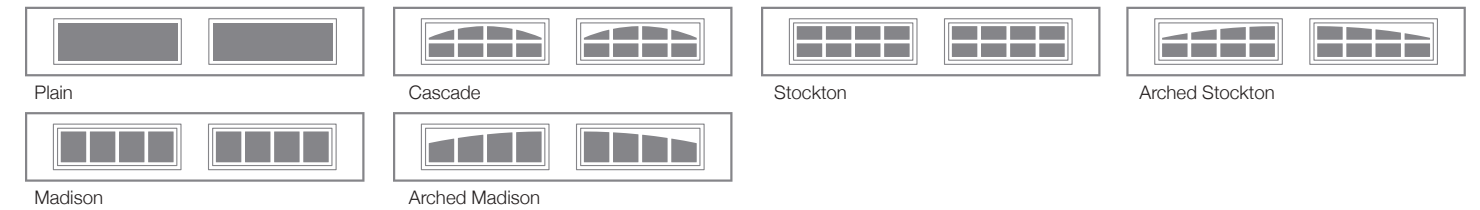
Flush Carriage House **DESIGNER GLASS**



Shoreline and Overlay **WINDOW DESIGNS** 27in to 51in x 17in



Flush Carriage House **WINDOW INSERTS - OVERSIZED** 42in x 15in



Shoreline, Overlay, and Flush Carriage House **DECORATIVE HARDWARE**





DOORVISIONS
Bring your vision to life.

C.H.I. DEALERS

A BETTER BUYING EXPERIENCE

All C.H.I. doors, replacement parts, and accessories are sold only through our network of C.H.I. dealers: dedicated professionals who install and service our doors with the same quality and workmanship we use to manufacture them.

chiohd.com | 1485 Sunrise Drive | Arthur, IL 61911 | USA

Your Local Garage Door Professional